

Lesson Plan

Fact Categories

Series: Neighborhood Safari (Set 2)

Level: Pioneer

Objective

To help students find key details in a nonfiction text about an animal and sort those details into categories.

Supplies

- One or more books in the Neighborhood Safari series
- Safari Sorting worksheet (attached)
- Pencils

Before the Activity

Divide students up into pairs. Print a copy of the Safari Sorting worksheet for each pair.

Activity

Place students into their pairs and pass out one book from the Neighborhood Safari series to each pair. Also give each pair a copy of the Safari Sorting worksheet. Students should write the book's title in the central oval. Each of the other ovals has a category. This word or phrase describes a type of fact about the animal. For example, one oval has the title "Life Cycle." This category would include facts about how animals are born, how they raise their babies, when animals leave their mothers, or how long they live. Read through the other categories on the worksheet, inviting the class to brainstorm ideas for what type of facts those categories might include.

Next, have each pair of students read their assigned book. As they read, students should find two or three facts that fit each category. They should write those facts inside the ovals, matching each fact to the correct category.

Evaluation

Collect the worksheets at the end of the activity. Were students able to write two or three facts for each category? Did students choose facts that were good fits?

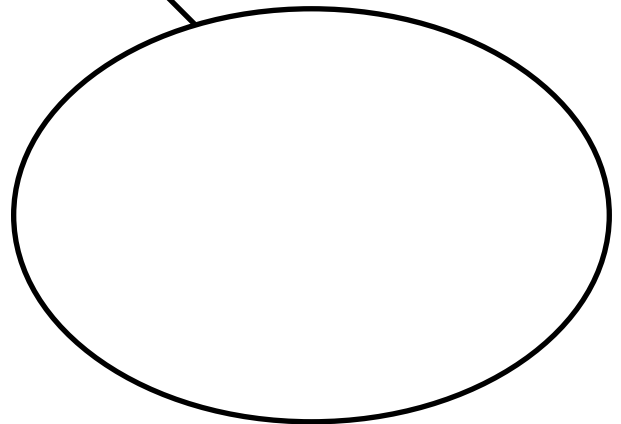
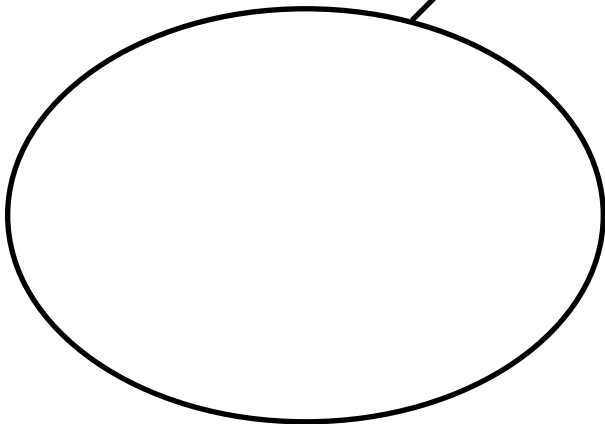
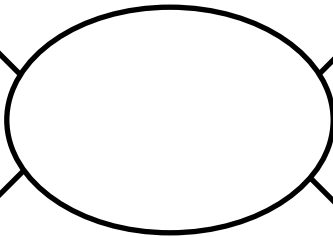
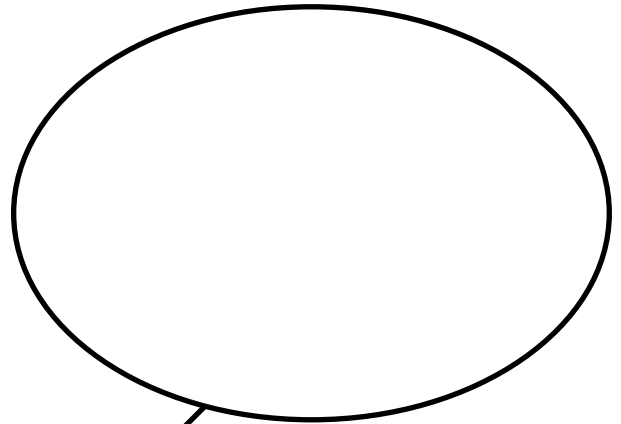
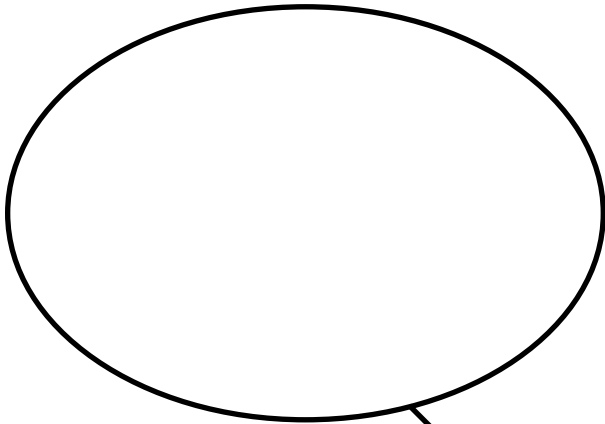
Standards

This lesson may be used to address the Common Core State Standards' reading standards for informational text, grade 2 (RI 2.1, 2.2, 2.5), and the National Science Education Standards' Content Standard C, grades K–4.

Safari Sorting

Where It Lives

Life Cycle



Body Parts

Food