

Lesson Plan

Bee Bodies (Prefix/Suffix Practice)

Book: *We Need Bees*

Series: The Animal Files

Level: Navigator

Objective

To help students practice adding prefixes and suffixes to words, including cases in which the spelling of the root word varies slightly.

Supplies

- *We Need Bees* book
- Whiteboard
- Word Parts Worksheet (attached)

Before the Activity

Read *We Need Bees* out loud to students, or assign it to students to read on their own. Print a copy of the Word Parts Worksheet for each student.

Activity

Reread the following sentence from page 6 of *We Need Bees*: “For example, bees pollinate a plant called alfalfa.” *Pollinate* is a verb. It means “to carry pollen from flower to flower.” This verb is used many times throughout *We Need Bees*. So are several related words. Some of these words have suffixes, or endings, added to them. For example, both *pollination* and *pollinators* are based on the word *pollinate*. Write these two words on the whiteboard. Then underline each word’s suffix, explaining that the “e” at the end of *pollinate* disappears when the suffix is added.

Other words add prefixes, or beginning parts, to the word *pollinate*. For example, page 8 says, “Some plants can even self-pollinate.” Write the word *self-pollinate* on the whiteboard and underline the prefix “self-.” Some words add both a prefix and a suffix. Write the word *self-pollination* on the whiteboard as an example. Label this word’s prefix (“self-”), root (“pollinat”), and suffix (“-ion”).

These three parts (prefix, root, and suffix) of a word are like the three parts of an insect’s body (head, thorax, and abdomen). Like a word’s prefix, an insect’s head comes first. Like a word’s root, an insect’s thorax is in the middle. And like a word’s suffix, an insect’s abdomen comes at the end.

Give each student a Word Parts Worksheet. The root of each word is written on the bee's thorax. Students should identify the prefix and suffix that have been added to the root word. They should write the prefix on the bee's head and the suffix on the bee's abdomen. Remind students that in some cases (like *pollination* and *pollinators*), the "e" at the end of the root word is dropped when a suffix is added.

Give each section of the word, students can add legs, wings, and antennae to the circles to turn each word into a drawing of a bee.

Evaluation

Use the attached answer key to give each student 1 point for identifying each prefix and 1 point for identifying each suffix, for a total of 16 points. Answers appear below:

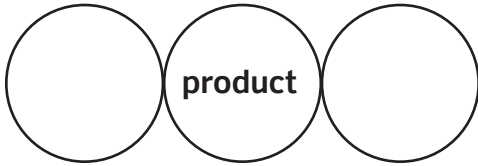
1. counterproductive = counter + product + ive
2. encouragement = en + courage + ment
3. reusable = re + us(e) + able
4. uneasily = un + eas(e) + ily
5. international = inter + nation + al
6. hyperactivity = hyper + activ(e) + ity
7. independence = in + depend + ence
8. underestimation = under + estimat(e)+ ion

Standards

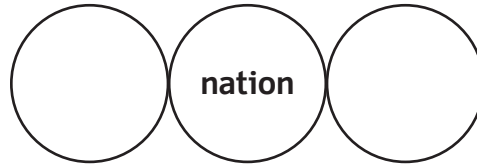
This lesson may be used to address the Common Core State Standards' language standards, grade 3 (L 3.2) and reading standards: foundational skills, grade 3 (RF 3.3).

Word Parts Worksheet

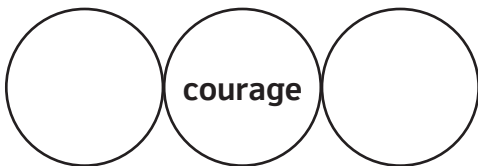
1. counterproductive



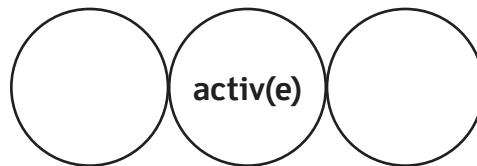
5. international



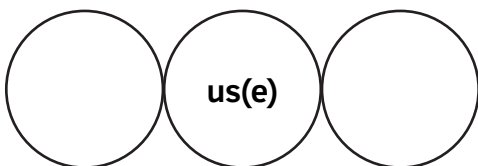
2. encouragement



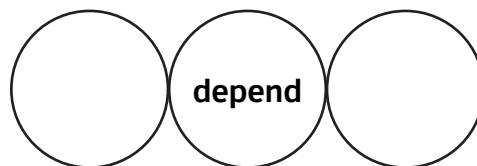
6. hyperactivity



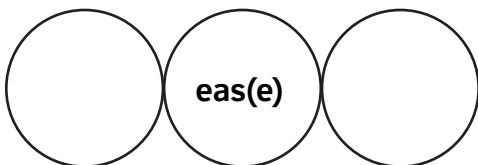
3. reusable



7. independence



4. uneasily



8. underestimation

